



# YOUR **TRAINING** GUIDE











Munich-Schwaig












**Lufthansa**  
**Aviation Training**

Home of Training Excellence

# KEY MAP

-  Break Room
-  Computer-Based Training
-  Lift
-  Lockers
-  Meeting Point
-  Restaurant
-  Restroom Men
-  Restroom Women

-  Briefing Room
-  Cockpit Hatch Trainer
-  Classroom
-  Cockpit Door Keypad Trainer
-  Crew Communication Center
-  Door Trainer
-  Emergency Simulator
-  Flat Panel Trainer
-  Full-Flight Simulator
-  Overwing Exit
-  Pilot Incapacitation Trainer
-  Real Fire-Fighting Trainer
-  Service Mock-up
-  Virtual Reality Room

-  Flight Operations Center
-  Lufthansa Aviation Training

# TABLE OF CONTENTS

## Location

Lufthansa Aviation Training Center	4
------------------------------------	---

---

## Directions

By Aircraft	5
By Car	6
By Train and Bus	7
Bus Schedule	8

---

## Simulators

Overview	9
----------	---

## Floor Plans

Building Lohstrasse 25a / Ground Floor	10
Building Lohstrasse 25a / First Floor	11
Building Lohstrasse 25a / Second Floor	12
Building Lohstrasse 25a / Third Floor	13
Building Lohstrasse 24a / Second Floor	14
Building Lohstrasse 26 / VR Hub	15

---

## Services

Services of Lufthansa Aviation Training	16
Business Services	18
Food and Beverages	19
Lockers, Parking, First Aid, Disabled toilet	20
Customer Satisfaction Management	21



## LUFTHANSA AVIATION TRAINING CENTER

[More Information](#)  
Floor Plans p.10

The Lufthansa Aviation Training Center Munich is located near Munich Airport.



## DIRECTIONS BY AIRCRAFT



### More Information

By Car p.6

By Train and Bus p.7

Bus Schedule p.8

The LATC shuttle bus will take you from Terminal 2 to the Lufthansa Aviation Training Center in just eight minutes. You can also take a taxi to the Training Center, which is located on Lohstrasse 25a.



## DIRECTIONS BY CAR



### More Information

By Aircraft p.5

By Train and Bus p.7

If you are coming from Munich on the A92 highway, take the St2084 road at the junction and follow it until you reach Lohstrasse. Designated parking lots around the building are only available for

cockpit crews signed in for flight simulator training that day. LATC visitors might also be assigned a parking lot if availability is confirmed by LAT prior to the visit.



## DIRECTIONS BY TRAIN AND BUS

[More Information](#)  
Bus Schedule p. 8

The S1 and S8 suburban trains connect Munich Central Station to Munich Airport. From the airport you can reach the Training Center by shuttle bus. There are two stations at the airport: “Flughafen Besucherpark” and “Flughafen München”.

From the “Flughafen Besucherpark” station, take the LATC shuttle bus at the Flight Operations Center (FOC) stop. From the “Flughafen München” station take the LATC shuttle at bus stop 12 (outside arrivals).

# DIRECTIONS BUS SCHEDULE

## LATC shuttle bus FOC–T2–Lufthansa Aviation Training Center


FOC departure	T2 departure	LATC arrival
07:10	07:15	07:22
07:40	07:45	07:52
08:10	08:15	08:22
08:40	08:45	08:52
12:05	12:10	12:17
12:38	12:43	12:50
14:13	14:18	14:25
16:18	no stop	16:30
16:52	no stop	17:04
17:27	17:32	17:39

## LATC shuttle bus Lufthansa Aviation Training Center–T2–FOC

LATC departure	T2 departure	FOC arrival
07:23	no stop	07:35
07:55	no stop	08:07
08:25	no stop	08:37
08:55	no stop	09:07
12:20	12:27	12:32
12:55	13:02	13:07
14:30	14:37	14:42
16:40	16:47	16:52
17:15	17:22	17:27
17:50	17:57	18:02

You'll find the exact times of departure on the current schedules at the bus stop. Changes might be possible at any time.

Last update September, 2021

 **More Information**  
By Train and Bus p. 7

The LATC shuttle bus takes you directly to the Training Center. You can catch it at the FOC or at Terminal 2 (bus stop 12, outside arrivals).

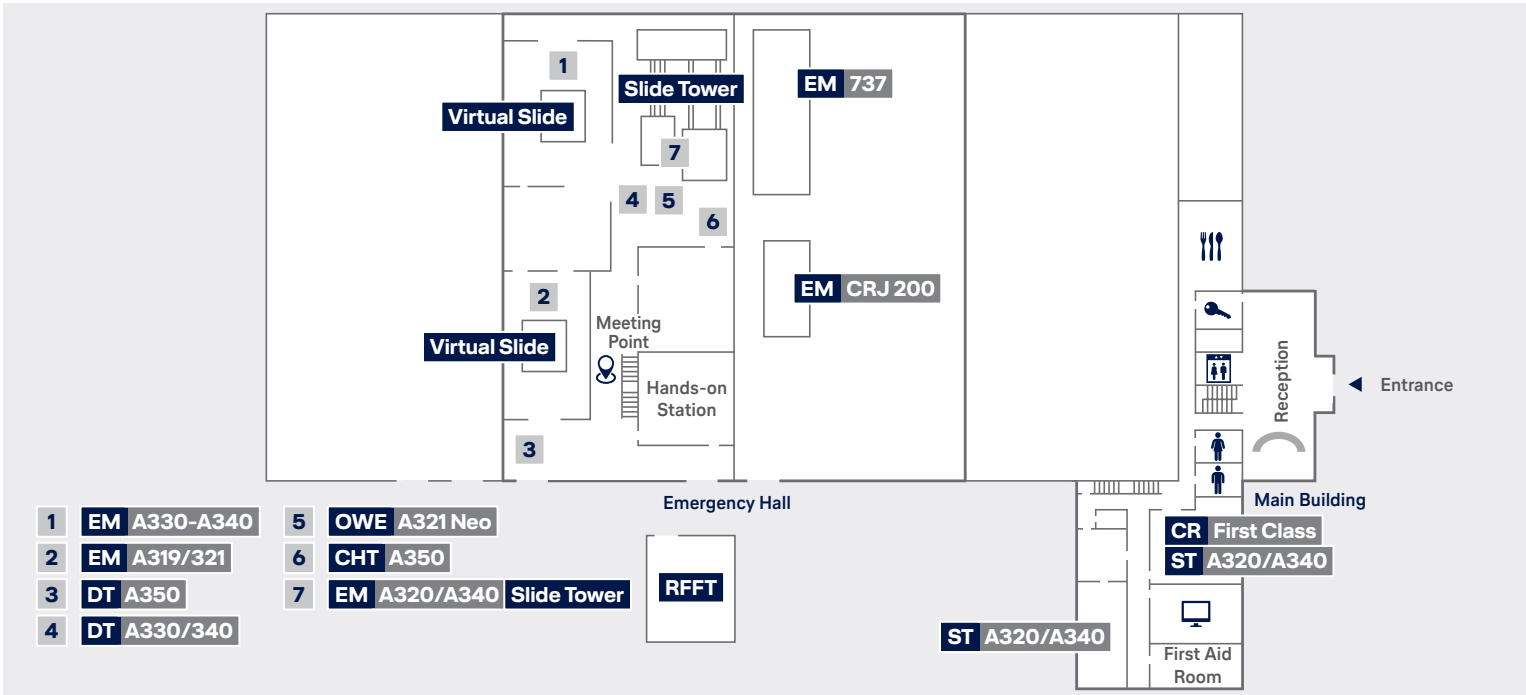
Please note: There is no shuttle service on weekends or holidays.



# SIMULATORS OVERVIEW

<b>Safety Training Devices</b>	<b>Building</b>	<b>Full-Flight Simulators Airbus</b>	<b>Simulator Hall</b>
CEET Airbus A319/A321 Virtual Slide	<b>Emergency Hall Ground Floor</b> p. 10	Airbus A350-900 (FT78)	<b>First Floor</b> p. 11
CEET Airbus A330/A340 Virtual Slide	<b>Emergency Hall Ground Floor</b> p. 10	Airbus A320-200 (FT65)	<b>First Floor</b> p. 11
CEET Boeing 737	<b>Emergency Hall Ground Floor</b> p. 10	Airbus A320-200 (FT 80)	<b>First Floor</b> p. 11
CEET CRJ 200	<b>Emergency Hall Ground Floor</b> p. 10	Airbus A350-900 (FT72)	<b>First Floor</b> p. 11
Cockpit Door Keypad Trainer	<b>Emergency Hall First Floor</b> p. 11	<b>Service Training Devices</b>	<b>Main Building</b>
Doortrainer Airbus A330/340	<b>Emergency Hall Ground Floor</b> p. 10	Service Mock-up Airbus A320/A340	<b>Ground Floor</b> p. 10
Doortrainer Airbus A350	<b>Emergency Hall Ground Floor</b> p. 10	Service Mock-up First Class	<b>Ground Floor</b> p. 10
Window Trainer A320	<b>Emergency Hall Ground Floor</b> p. 10	<b>Flat Panel Trainer Airbus</b>	<b>Emergency Hall</b>
Cockpit Hatch Trainer A350	<b>Emergency Hall Ground Floor</b> p. 10	Airbus A320-200 (PT05)	<b>First Floor</b> p. 11
Pilot Incapacitation Trainer	<b>Emergency Hall First Floor</b> p. 11		
Real Fire Fighting Trainer	<b>Emergency Hall Ground Floor</b> p. 10		
Slide Airbus A320 (Tower)	<b>Emergency Hall Ground Floor</b> p. 10		
Slide Airbus A340 (Tower)	<b>Emergency Hall Ground Floor</b> p. 10		
Virtual Reality Hub	<b>Lohstrasse 26 First Floor</b> p. 14		

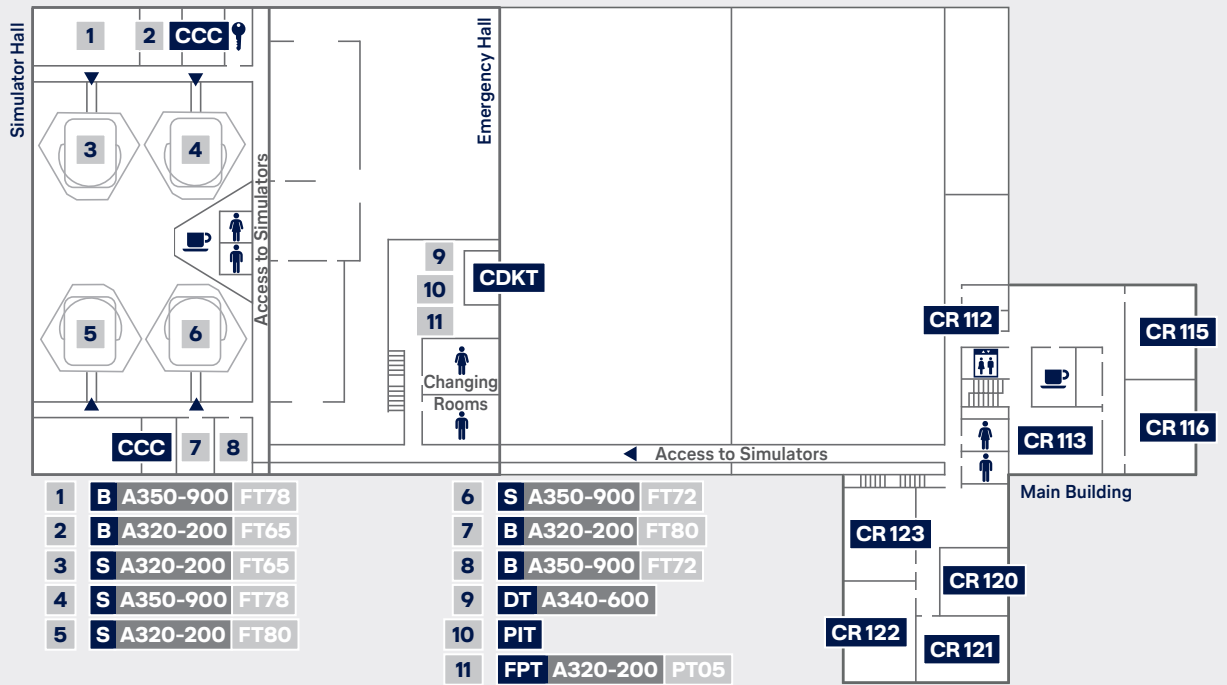
 **More Information**  
Floor Plans p. 10



## FLOOR PLANS / BUILDING LOHSTRASSE 25A / GROUND FLOOR

Here you will find service training facilities including two combined Mock-ups (A320/A340), 4 Safety Training Devices, 2 Door Trainers, 1 Tower with 2 Slides, 2 Virtual Slides, a Hands-on Station, 1 Real Fire Fighting Trainer and a room for first class service

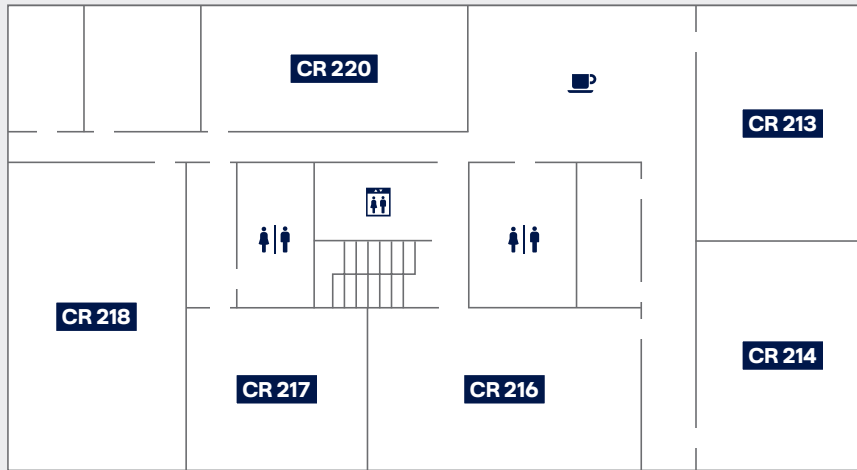
training. The cafeteria “Bartesse” offers a selection of hot and cold beverages and snacks. It opens Mon-Fri from 7:30 a.m. to 4:00 p.m. Classrooms are located on floors 1-3.



## FLOOR PLANS / BUILDING LOHSTRASSE 25A / FIRST FLOOR

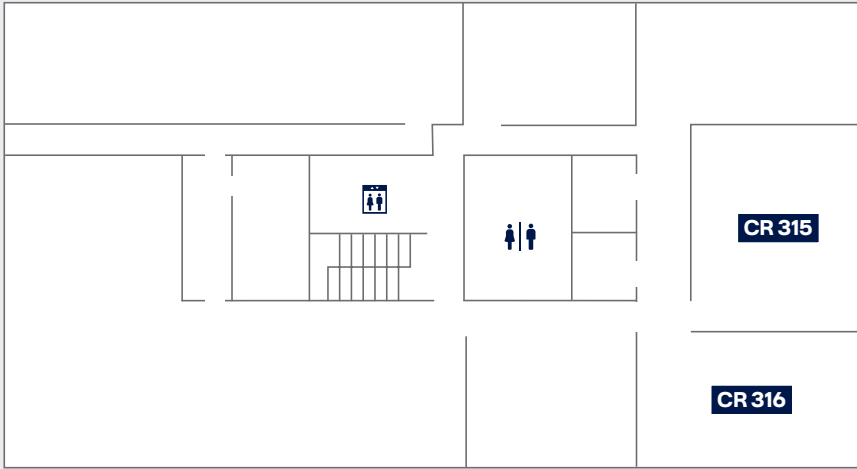
The emergency hall and the simulator hall can be reached via the galleries on the First Floor. The emergency hall is equipped with a Door Trainer, a Cockpit Door Keypad Trainer, a PIT and a Flat Panel Trainer.

In the simulator hall you will find 4 Full-Flight Simulators with Briefing Rooms, as well as a Break Room with a vending machine.



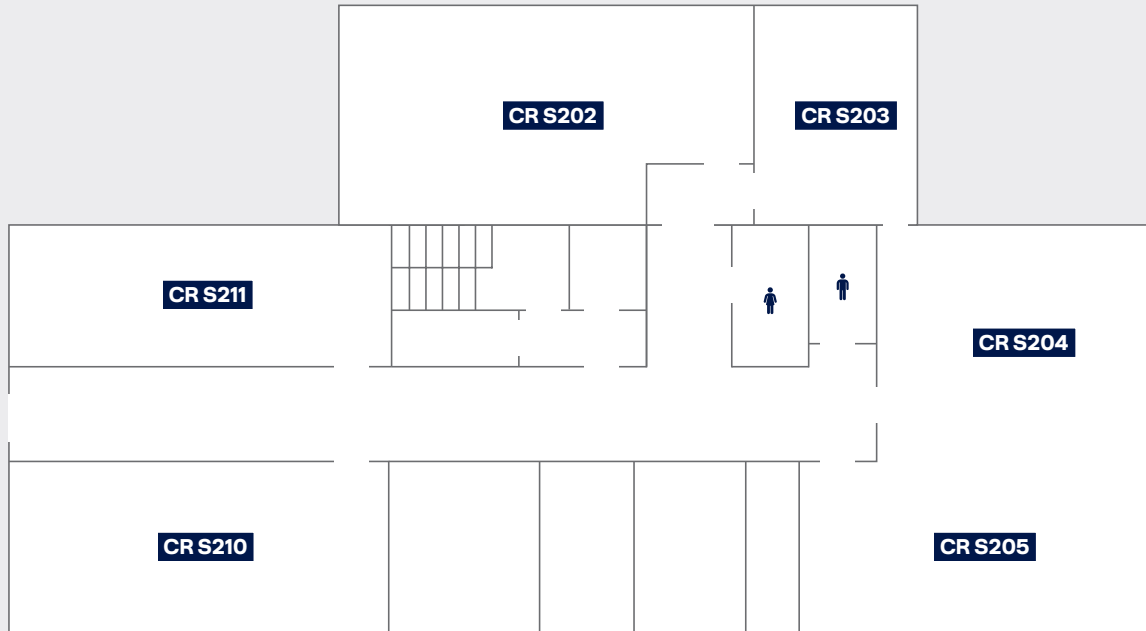
## FLOOR PLANS / BUILDING LOHSTRASSE 25A / SECOND FLOOR

The Second Floor has several classrooms and a break room which offers coffee from the vending machine.

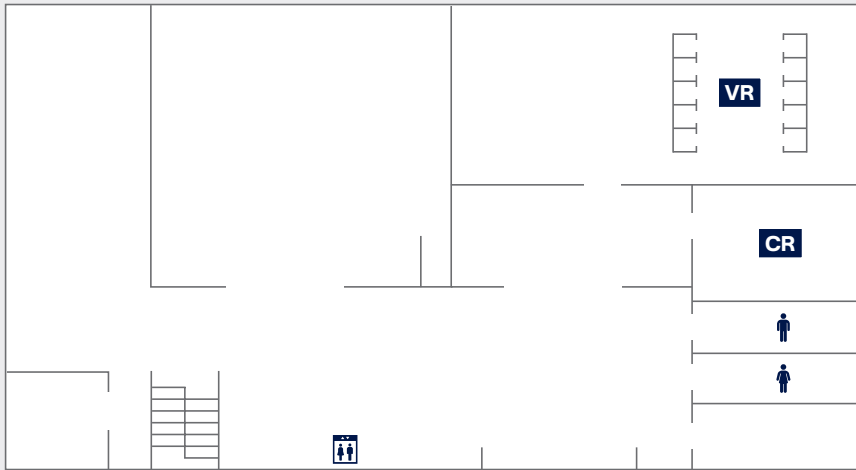


## FLOOR PLANS / BUILDING LOHSTRASSE 25A / THIRD FLOOR

The Third Floor has several classrooms.



## FLOOR PLANS / BUILDING LOHSTRASSE 24A / SECOND FLOOR



## FLOOR PLANS / BUILDING LOHSTRASSE 26 / VR HUB

Across the street from the Main Building you will find the Virtual Reality Hub which offers trendsetting VR training.

# SERVICES OF LUFTHANSA AVIATION TRAINING

## **Group Services of Lufthansa Aviation Training**

We are there for you: 24 hours a day, 7 days a week.

**Phone:** +49 69 696 72444

**Fax:** +49 69 696 93950

**E-mail:** info@lat.dlh.de

## **Service Center Munich**

Our service center is always there for you. No matter whether you are looking for helpful tips and guidelines in regards of your upcoming event or any other inquiries.

Opening hours: Mon–Fri 7:30 a.m. to 3:30 p.m.

Lufthansa Aviation Training Center

Lohstrasse 25a

85445 Oberding-Schwaig

**Phone:** +49 89 977 6160

**E-mail:** servicecentermuc@lat.dlh.de



**More Information**

**Main Building, Ground Floor p.10**



# SERVICES OF LUFTHANSA AVIATION TRAINING

## **SIM Key Card**

In order to access the simulators, you will require a SIM key card. This can be obtained from reception during opening hours (Mon–Fri 7:30 a.m. to 3:30 p.m.) at the Service Center Munich. During nighttime, weekends and public holidays, you may use the bell at the doors and turnstiles to get access to the simulators.



**More Information**  
Main Building, Ground Floor p.10

# SERVICES / BUSINESS SERVICES

## **WLAN Zones**

Free WLAN is available in our entire training building.

## **Copier and Printer**

Crew Communication Center	Simulator Hall, First Floor	>	11
Break Rooms	Main Building, First Floor	>	11

## **Further Questions**

Please ask our colleagues at the reception desk or at Maintenance (First Floor, FFS Hall). They will be glad to assist you.

Reception Desk	Main Building, Ground Floor	>	10
----------------	-----------------------------	---	----

# SERVICES / FOOD AND BEVERAGES

## **Restaurant “Bayern Bankett TecnoPark”**

The restaurant serves breakfast, lunch, snacks and a selection of beverages.

To pay for food and drinks at the restaurant, you have the option of obtaining a guest card, which you receive at the vending machine in the entrance hall of the Lufthansa Aviation Training Center by pledge or cash payment. With the guest card you will receive an additional discount on the offered food.

Opening hours: Mon–Fri 8:00 a.m. to 1:30 p.m.

Bayern Bankett

Lohstrasse 26

85445 Oberding-Schwaig

(Across the street from our Training Center)

## **Cafeteria “Bartesse”**

The “Bartesse” serves coffee, tea, snacks and a selection of beverages.

To pay for food and drinks you have the option of obtaining a guest card.

Opening hours: Mon–Fri 7:30 a.m. to 4:00 p.m.

Main Building, Ground Floor > 10

## **Vending Machines**

Snacks are available from the vending machines, 24 hours a day, 7 days a week.

Break Rooms Simulator Hall, First Floor > 11

Main Building, First Floor > 11

# SERVICES / LOCKERS, PARKING, FIRST AID, DISABLED TOILET

## **Lockers**

There are lockers available for your luggage.

Main Building, next to the reception desk > 10

## **Parking**

Parking space is available for simulator crews on the reserved parking lots.

LH Cockpit and Cabin Crews can use the parking space P 81 at the Flight Operations Center (FOC).

## **First Aid Room**

A first aid room is available. Trained first aid staff can be requested via the reception. You will find first aid kits, showing you the phone numbers of trained staff on every floor.

Main Building, Ground Floor > 10

## **Disabled toilet**

The disabled toilet with the room number U05 is located in the basement of Building Lohstrasse 25a.

# SERVICES / CUSTOMER SATISFACTION MANAGEMENT

## **We value your feedback**

As a company with a strong customer focus, we do everything we can to provide the finest service possible. Your suggestions or criticism can help us to improve. We look forward to receiving your comments via any of the channels listed below.

## **Hotline**

All our Briefing Rooms have a telephone and a list of numbers to dial if you have any queries, or would like to provide feedback. Your call will be answered personally by a staff member of Lufthansa Aviation Training.

## **Our staff**

Our Service Center or Maintenance colleagues will be happy to receive your feedback and forward it to the right place. If you'd like to track your feedback's progress, please leave your contact data so we can respond.

# SERVICES / CUSTOMER SATISFACTION MANAGEMENT

## **Simulator Terminal – Satisfaction Survey**

After your simulator session, a short satisfaction survey will appear on the display of your simulator terminal. This takes just two minutes to complete, and we would greatly appreciate your co-operation. You'll find a simulator terminal on every simulator.

## **E-mail and contact**

Like to send feedback from outside the Training Center? Please e-mail us at [info@lat.dlh.de](mailto:info@lat.dlh.de), or visit our website [lufthansa-aviation-training.com](http://lufthansa-aviation-training.com) and use the form in the contact area.

Lufthansa Aviation Training Germany GmbH  
Lufthansa Aviation Training Operations Germany GmbH  
Lohstrasse 25a  
85445 Oberding-Schwaig  
Germany

**Contact**

**Phone:** +49 89 977 6160

**E-mail:** [servicecentermuc@lat.dlh.de](mailto:servicecentermuc@lat.dlh.de)

[lufthansa-aviation-training.com](http://lufthansa-aviation-training.com)

© Lufthansa Aviation Training, 2023