



Lufthansa
Aviation Training

Train smart. Fly safe.



Munich. Your Simulator Training Guide.

Map

Lufthansa Aviation Training Center **3**

Directions

By Aircraft **4**

By Car **5**

By Train and Bus **6**

Bus Schedule **7**

Simulators

Overview **8**

Floor Plans

Ground Floor **9**

First Floor **10**

Second Floor **11**

Services

Services of Lufthansa Aviation Training **12**

Business Services **14**

Food and Beverages **15**

Lockers, Parking, First Aid **17**

Customer Satisfaction Management **18**

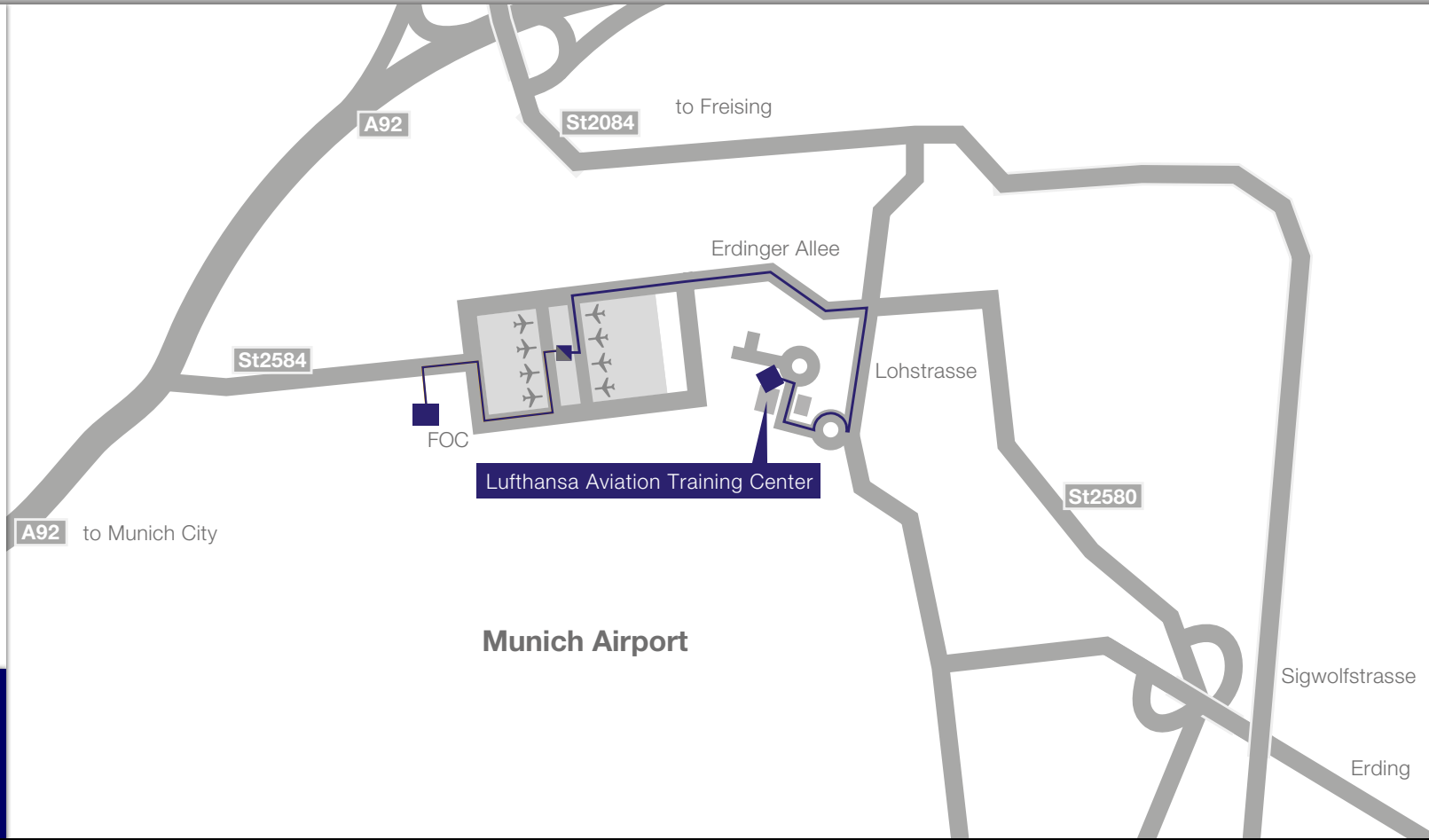
The Lufthansa Aviation Training Center Munich is located near Munich Airport.



Munich Airport

Directions / By Aircraft

The LATC shuttle bus will take you from Terminal 2 to the Lufthansa Aviation Training Center in just eight minutes. You can also take a taxi to the Training Center, which is located on Lohstrasse 25a.



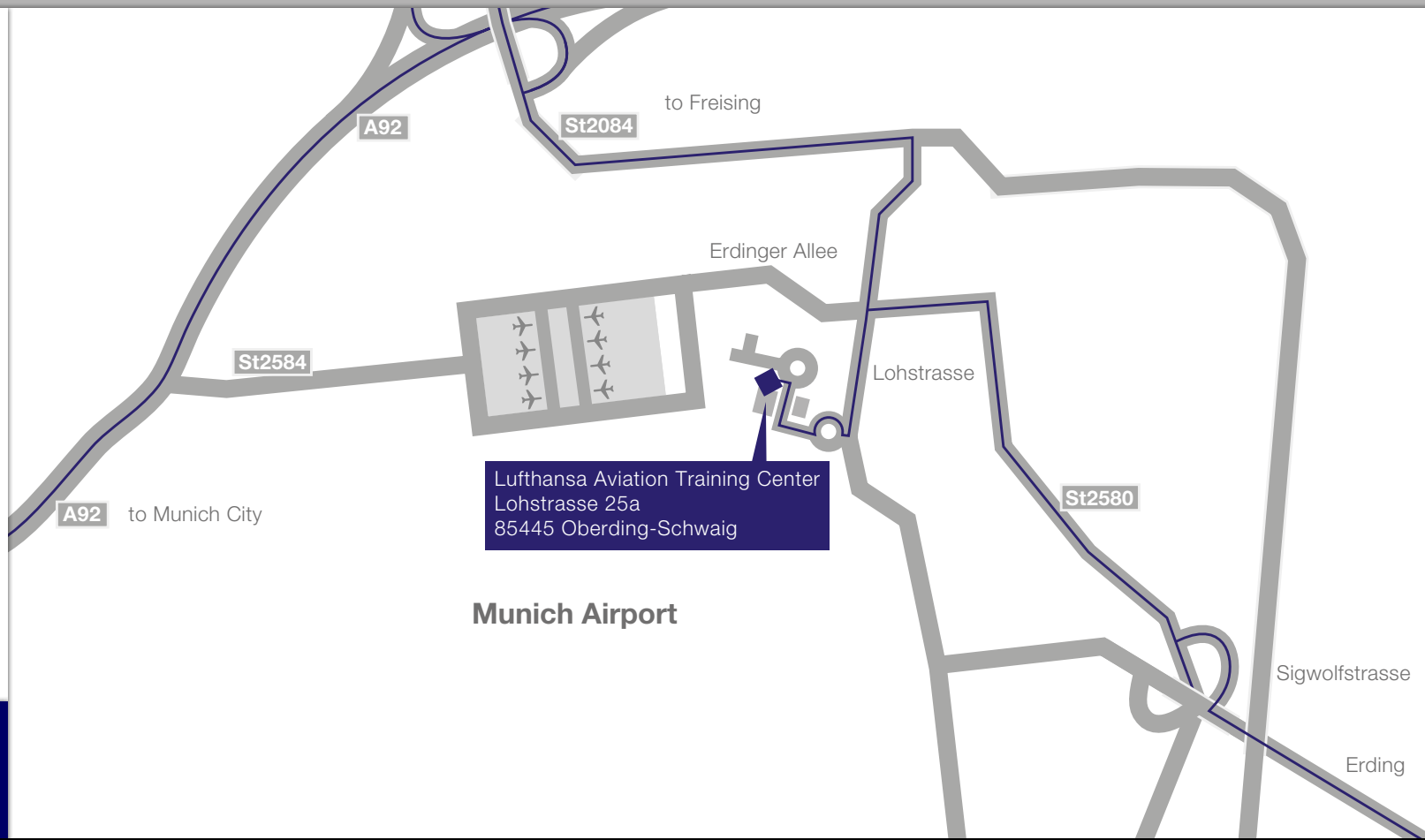
— By shuttle bus

More information:

- By Car** > 5
- By Train and Bus** > 6
- Bus Schedule** > 7

Directions / By Car

If you are coming from Munich on the A92 highway, take the St2084 road at the junction and follow it until you reach Lohstrasse.



Lufthansa Aviation Training Center
Lohstrasse 25a
85445 Oberding-Schwaig

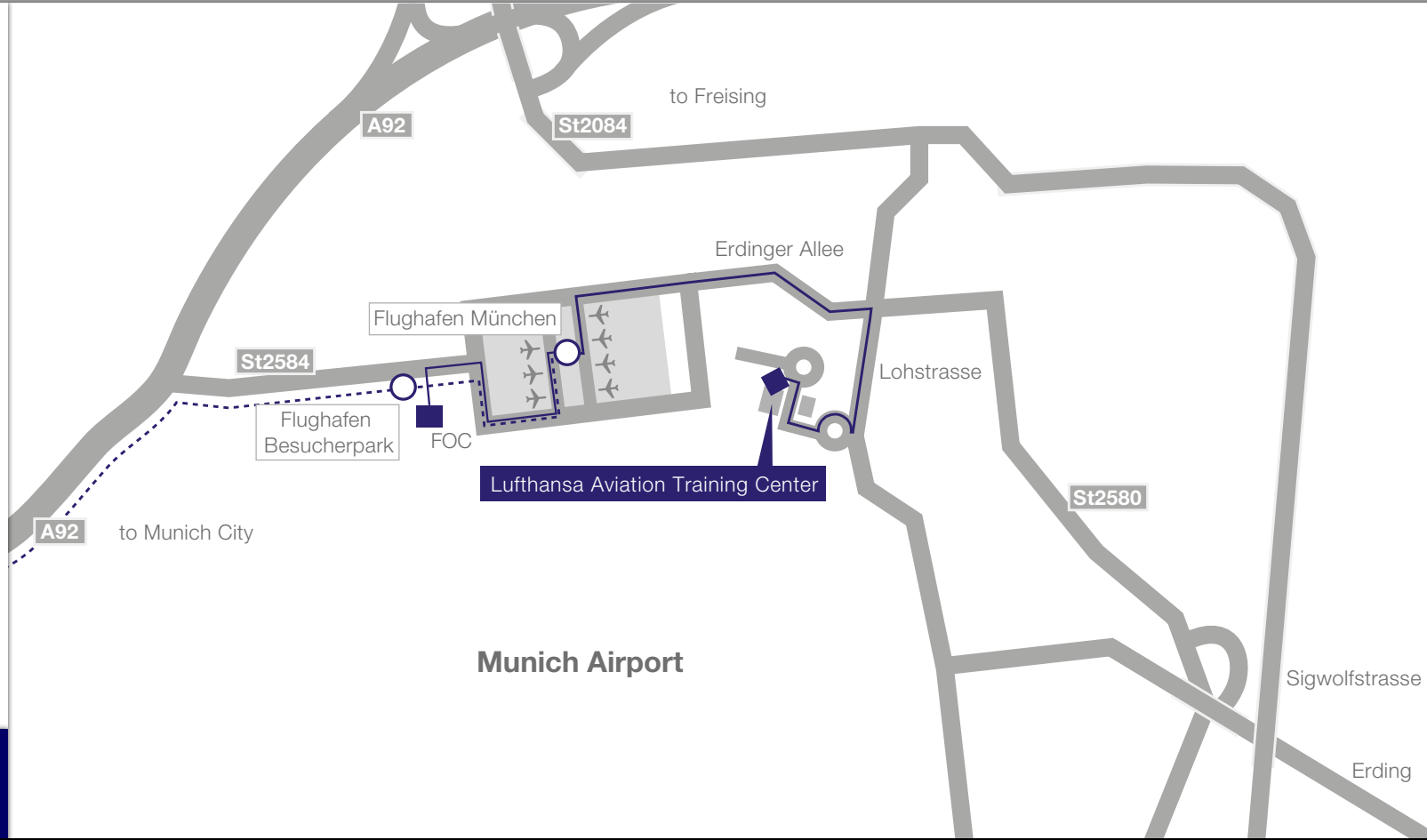
Munich Airport

More information:

- By Aircraft > 4
- By Train and Bus > 6

The S1 and S8 suburban trains connect Munich Central Station to Munich Airport. From the airport you can reach the Training Center by shuttle bus. There are two stations at the airport: “Flughafen Besucherpark” and “Flughafen München”. From the “Flughafen Besucherpark” station, take the LATC shuttle bus at the Flight Operations Center (FOC) stop. From the “Flughafen München” station take the LATC shuttle at bus stop 12 (outside arrivals).

- Train station
- By bus
- - - By suburban train



The LATC shuttle bus takes you directly to the Training Center. You can catch it at the FOC or at Terminal 2 (bus stop 12, outside arrivals).

Please note: There is no shuttle service on weekends or holidays.

LATC shuttle bus FOC–T2–Lufthansa Aviation Training Center		
FOC	T2	LATC
departure	departure	arrival
07:00	07:05	07:12
07:40	07:45	07:52
08:10	08:15	08:22
08:40	08:45	08:52
09:35	09:40	09:47
11:00	11:05	11:12
12:05	12:10	12:17
12:38	12:43	12:50
16:03	no stop	16:15
16:32	no stop	16:44
17:05	17:10	17:17
17:40	17:45	17:52

LATC shuttle bus Lufthansa Aviation Training Center–T2–FOC		
LATC	T2	FOC
departure	departure	arrival
07:20	no stop	07:32
07:55	no stop	08:07
08:25	no stop	08:37
08:55	no stop	09:07
09:50	no stop	10:02
11:30	no stop	11:42
12:20	12:27	12:32
12:55	13:02	13:07
15:50	15:57 *	16:02
16:18	16:25 *	16:30
16:45	16:52	16:57
17:25	17:32	17:37
18:00	18:07	18:12

You'll find the exact times of departure on the current schedules at the bus stop.

No shuttle service available on weekends or holidays. Changes might be possible at any time.

Last update July 1st, 2018

* **Boarding point for destination LATC (via FOC)**

Full-Flight Simulators Airbus

Airbus A320-200 (FT15)	First Floor, Full-Flight Simulator Hall	> 10
Airbus A320-200 (FT65)	First Floor, Full-Flight Simulator Hall	> 10
Airbus A330-300/340-600 (FT63)	First Floor, Full-Flight Simulator Hall	> 10








Emergency Simulators

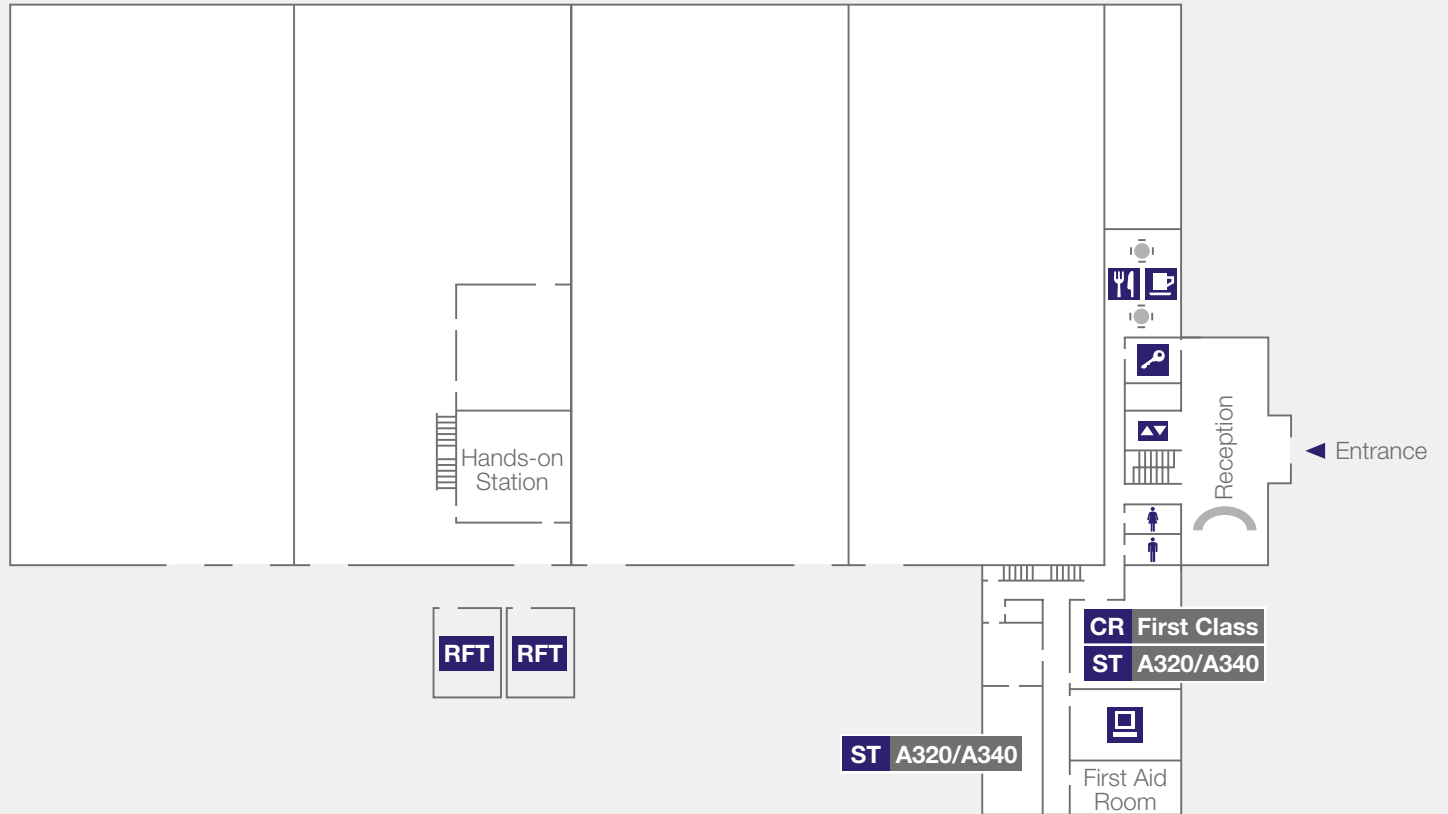
Airbus A319/321 Virtual Slide	First Floor, Emergency Hall	> 10
Airbus A330-300/340-600 Virtual Slide	First Floor, Emergency Hall	> 10
Airbus 320 Slide Tower	First Floor, Emergency Hall	> 10
Airbus 340 Slide Tower	First Floor, Emergency Hall	> 10
Real Fire Trainers	Ground Floor	> 9

Service Trainer



Airbus A320/340 Service Mock-up	Ground Floor	> 9
---------------------------------	---------------------	-----

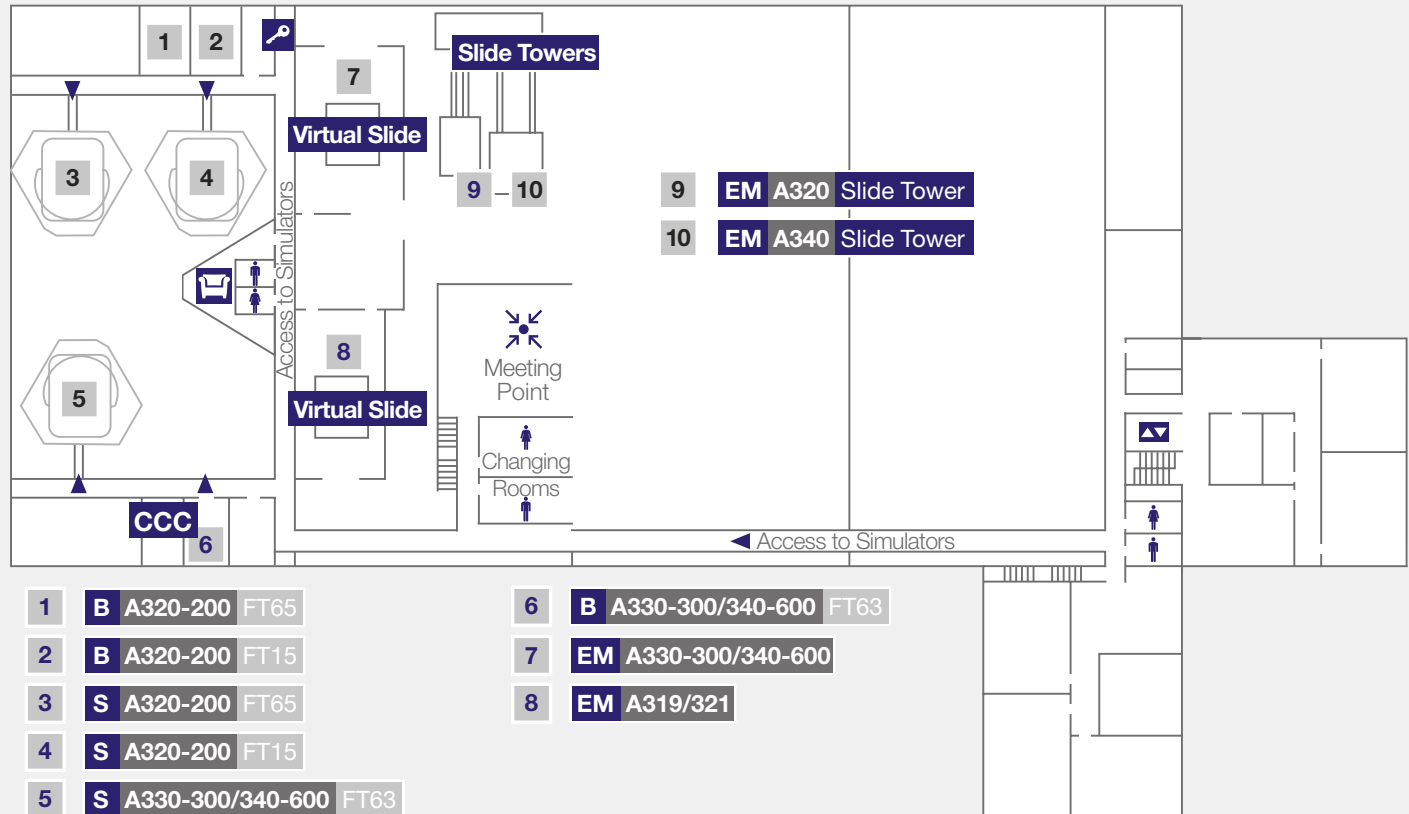
Here you will find service training facilities including two combined Mock-ups (A320/A340), a Hands-on Station, 2 Real Fire Trainers and a room for first class service training. The cafeteria “Bartesse” on the Ground Floor offers a selection of hot and cold beverages and snacks. It opens Mon-Fri from 8 a.m. to 4 p.m. Further classrooms are located on floors 1–3.

-  Computer-Based Training
-  Real Fire Trainer
-  Service Mock-up
-  Classroom
-  Lift
-  Restroom
-  Cafeteria “Bartesse”
-  Lockers

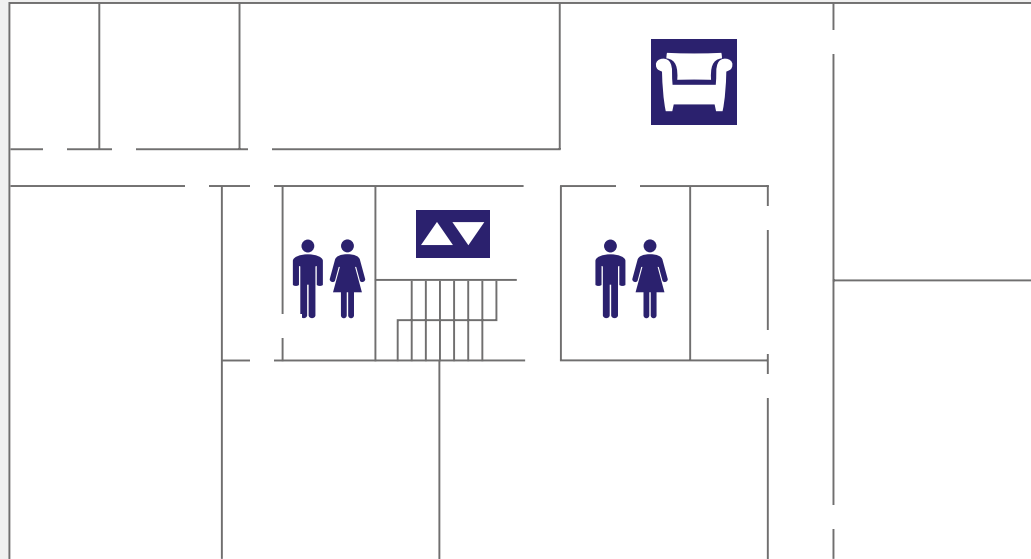





The emergency hall can be reached via the galleries on the First Floor. It is equipped with two Emergency Simulators, 2 Slide Towers, 2 Virtual Slides. In the Full Flight Simulator hall you will find 4 Full-Flight-Simulators with Briefing Rooms, as well as a Break Room with a vending machine.

- CCC** Crew Communication Center
- EM** Emergency Simulator
- S** Full-Flight Simulator
- B** Briefing Room
-  Restroom
-  Break Room
-  Lift
-  Lockers



The Second Floor has several classrooms and a break room which offers snacks & beverages from the vending machine.



-  Break Room
-  Lift
-  Restroom

GROUP SERVICES OF LUFTHANSA AVIATION TRAINING

1/2

We are there for you: 24 hours a day, 7 days a week.

Phone: +49 (0)69 696 72 444

Fax: +49 (0)69 696 93 950

E-mail: info@lat.dlh.de

SERVICE CENTER MUNICH

You concentrate on your training; we handle everything else. Our Service Center is always there for you – either to book a flight, hotel or taxi or to answer questions and provide useful tips and information.

Opening hours: Mon–Fri 7:30 a.m.– 6:00 p.m.

Lufthansa Aviation Training Center

Lohstrasse 25a

85445 Oberding-Schwaig

Phone: +49 (0)89 977 6160

Fax: +49 (0)89 977 6199

E-mail: info@lat.dlh.de

Ground Floor > 9

SIM KEY CARD

2/2

In order to access the simulators, you will require a SIM key card. This can be obtained from reception during opening hours (Mon–Fri 7:30 a.m. to 6:00 p.m.) at the Service Center Munich. During nighttime, weekends and public holidays, you may use the interphone marked with a simulator to get access to the simulators.

Ground Floor > 9

INTERNET

Terminals with free internet access:

Cafeteria “Bartesse”	Ground Floor	> 9
Crew Communication Center	First Floor, Full Flight Simulator Hall	> 10

WLAN ZONES

Cafeteria “Bartesse”	Ground Floor	> 9
Break Room	First Floor, Full Flight Simulator Hall	> 10

COPIER AND PRINTER

Crew Communication Center	First Floor, Full Flight Simulator Hall	> 10
----------------------------------	--	----------------

FURTHER QUESTIONS

Please ask our colleagues at the reception desk or at Maintenance (First Floor, FFS Hall).

They will be glad to assist you.

Reception Desk	Ground Floor	> 9
-----------------------	---------------------	---------------

CANTEEN “BAYERN BANKETT”

1/2

The canteen serves breakfast, lunch, snacks and a selection of beverages. To pay for food and drinks at the canteen, you have the option of obtaining a guest card, which you receive at the vending machine in the entrance hall of the Lufthansa Aviation Training Center by pledge or cash payment. With the guest card you will receive an additional discount on the offered food.

Opening hours: Mon–Fri 7:30 a.m.–2:00 p.m.

Bayern Bankett

Lohstrasse 22

85445 Oberding-Schwaig

(Across the street from our Training Center)

CAFETERIA “BARTESSE”

2/2

The “Bartesse” serves coffee, tea, snacks and a selection of beverages. To pay for food and drinks you have the option of obtaining a guest card.

Opening hours: Mon–Fri 8:00 a.m.–4:00 p.m.

Ground Floor > 9

VENDING MACHINES

Snacks are available from the vending machines, 24 hours a day, 7 days a week.

Break Rooms **First Floor** > 10

Second Floor > 11

LOCKERS

There are lockers available for your luggage.

Ground Floor, next to the reception desk > 9

PARKING

Parking space is available for simulator crews on the reserved parking lots. LH Cockpit and Cabin Crews can use the parking space P 81 at the Flight Operations Center (FOC).

FIRST AID ROOM

A first aid room is available. Trained emergency staff can be requested via the reception. You will find first aid kits, showing you the phone numbers of trained staff on every floor.

Ground Floor > 9

WE VALUE YOUR FEEDBACK

1/2

As a company with a strong customer focus, we do everything we can to provide the finest service possible. Your suggestions or criticism can help us to improve. We look forward to receiving your comments via any of the channels listed below.

HOTLINE

All our Briefing Rooms have a telephone and a list of numbers to dial if you have any queries, or would like to provide feedback. Your call will be answered personally by a staff member of Lufthansa Aviation Training.

OUR STAFF

Our Service Center or Maintenance colleagues will be happy to receive your feedback and forward it to the right place. If you'd like to track your feedback's progress, please leave your contact data so we can respond.

eTLB SATISFACTION SURVEY

2/2

After your simulator session, a short satisfaction survey will appear on the display of your eTLB. This takes just two minutes to complete, and we would greatly appreciate your co-operation. You'll find an eTLB on every simulator.

E-MAIL AND CONTACT

Like to send feedback from outside the Training Center?

Please e-mail us at info@lat.dlh.de, or visit our website www.lufthansa-aviation-training.com and use the form in the contact area.



Lufthansa **Aviation Training**

Train smart. Fly safe.

Lufthansa Aviation Training Germany GmbH
Lohstrasse 25a
85445 Oberding-Schwaig
Germany
Phone: +49 (0)89 977 6160
Fax: +49 (0)89 977 6199
E-mail: info@lat.dlh.de
www.lufthansa-aviation-training.com